

# BUTTERFLIES & Blossoms

ALL NATURAL BEAUTY PAGEANT

AN INFORMATION GUIDE TO  
HELP YOUR PAGEANT  
EXPERIENCE BE THE  
BEST IT POSSIBLY CAN BE!

WELCOME  
GUIDE

4.30 22

  
Beehive  
Beauties



# Welcome

Welcome,

Thank you for signing up for a Beehive Beauties pageant. We know that your experience with us will be one you are sure to remember.

Please take a moment to read over this welcome guide. It will guide you through what you need to do to fully enjoy your beehive beauties experience.

If you have any questions, please feel free to send us a message, and we can answer any questions or concerns you have.

We know that a pageant is an exciting event in a persons life, we just thank you for giving us the opportunity to let us be a part of yours.

Thank you

Yours In Pageantry  
Lacy Havea

In this welcome guide you'll find all the things you need to know, to be prepared on pageant day.

Please make sure  
You read through all the details,  
So you know exactly what to expect!

## Pageant Date//

Saturday  
April 30, 2022

## Place//

Weber State University  
Shepherd Union Building  
3848 Harrison Blvd  
Ogden, UT 84404

## Time//

Check-In Time: 12:30-1:30  
Start Time: 2:00pm

Family & Friends should arrive at 1:30 to find seats  
in the theater

## Pageant Director

Lacy Havea

## Contact Email

BeehiveBeautiesPageants@gmail.com

## Website

[www.BeehiveBeauties.com](http://www.BeehiveBeauties.com)

## Facebook

[Facebook.com/BeehiveBeautiesPageants](https://www.facebook.com/BeehiveBeautiesPageants)

## Twitter

[Twitter.com/BeehiveBeauties](https://twitter.com/BeehiveBeauties)

## Instagram

[https://instagram.com/beehivebeauties](https://www.instagram.com/beehivebeauties)

## Mailing Address

Beehive Beauties  
P.O. Box 1893  
Layton, UT. 84041

# Event Tickets



2 Included Free

Extra Tickets  
\$5 At The Door

A Ticket Is Required For  
**EVERY** Person That Comes  
To The Event.

2 Are Included **Free**  
When You Sign Up!  
**1 For The Contestant**  
**1 For A Parent**

If you need more than the  
2 tickets included with sign up:  
You can purchase more tickets  
At the pageant.

NOTE: Tickets Purchased When You Registered Will Be Given To  
You At The Pageant In Your Check In Packet

# What To Do At Home

## Practice At Home

- Wave
- Smile
- Twirl
- Skip



If you are walking with a little one who can't walk or needs help here are some tips:

- Carry with one arm around the waist and the other under the bum facing the judges.
- Make sure outfit isn't pulled up or crooked
- If they can sit up, sit contestant on the center X facing the judges & try to get them to smile or laugh.
- You can also carry a small favorite toy to keep baby happy

Try Setting Up 3 X's Made From Paper On Your Living Room Floor, Stop At Each X For Approx 10-15 Seconds, Wave & Turn At Each One. DON'T Forget To Smile BIG! >>>>>

It's Lots Of Fun To Practice At Home



## Walking

Walking Is When You Walk From The Side Of The Stage Across The Stage. Some Contestants: Wave, Some Smile, Some Twirl...This Is Commonly Called A "Routine". Your Routine IS Your Walk!

However You Want To Walk On The Stage, Is Fine! Just Make It Yours And Have Fun!

Please Remember: We Are A Personality Pageant, We Love Poise But Want To See Your Personality & Who You Really Are!

## Remember...

Smile & Wave, Cute Gestures, Like: Blowing Kisses To Family & Twirling, Etc. Are Acceptable And Encouraged! You Can Practice At Home Too!

On Pageant Day There Will Be 3 Stars On The Stage, You Will Stop & Stand On Each Star For 10-15 Seconds.



# Theme Wear

## 1<sup>st</sup> Outfit//Theme Wear

This is the 1<sup>st</sup> outfit your contestant will be coming on stage in

**Theme: Butterflies & Blossoms Outfit**

**Colors: Any Color**

**Outfit Requirements:** Any type of outfit. This can be a dress, pants, leggings, tutu's... What ever reminds you of Spring Time! Have fun finding your awesome outfit!

## *Examples*



Outfits May **NOT** Show The Stomach.

## **Props//Accessories**

Props May Be Used For Themed Wear, But Contestant Must Be Able To Carry The Item While On Stage.

## **Accessories:**

You May Use Necklaces, Bracelets, Earrings, Scarfs, Watches, Hats, or Hair Accessories Such As Bows, Ties & Flowers To Accent Your Themed Wear.


# Theme Wear

## 1<sup>st</sup> Outfit//Theme Wear

Here is some samples of what contestants have worn to pageants in past years



## *Examples*





# Changing Outfits

After You Have Been On Stage In Your First Outfit, You Will Come Out With The Other Contestants In Your Group.

While On Stage With Your Group, Our Judges Will Finish Filling Out Their Score Sheets. Please Smile, Wave And Wait On Stage With Your Group Until The Director Dismisses You.

Once You Have Been On Stage In Your First Outfit,  
Its Time To Change Into Your 2<sup>nd</sup> Outfit.



Theme Wear



Formal Wear

You Will Have Approximately 10 Minutes To Get Changed Into Your 2<sup>nd</sup> Outfit. When Your Done Changing Please Return To Your Seats In The Theater And Wait For The Director To Call Your Age Group Again.

\* Please Remember To Be Quiet & Courteous To The Other Contestants On Stage.



## 2<sup>nd</sup> Outfit//Formal Wear//Dress

This is the 2<sup>nd</sup> outfit your contestant will be coming on stage in

**Colors:** Pastel Colors: Yellow, Purple, Blue, Pink, Green, or any combo of those colors

This needs to be A dressy type of outfit: any length dresses are acceptable, but please keep them a modest length.

**NOTE:** Dresses That Are Above The Knee Have To Have Tights, Nylons Or Leggings Worn With Them. Points Will Be Deducted If Your Not Wearing Tights, Nylons Or Leggings With Your Dress And It Is Above Your Knees.



**Accessories:** You May Use Tiara's, Hats, Necklaces, Bracelets, Watches, Hair Accessories, Bows, Purses, Or Flowers To Accent Your Formal Wear.

NOTE: Cupcake Style dresses are not allowed & NO Make up is allowed

# Formal Wear

## 2nd Outfit/Formal Wear

Here is some samples of what contestants have worn as their Formal Wear at pageants in the past.



## *Examples*





# Pageant Itinerary

**Pageant will begin at 2:00pm//**

Pageant Will Start, Director Will Introduce The Judges.  
Director Will Have Girls Line Up From The 1<sup>st</sup> Age Group

**1<sup>st</sup> Outfit//**

Each Age Group Will Come Out In Theme Wear

>>> After All Contestants Have Came Out In Theme Wear, It Will Be Time For The Formal Wear Portion

**2<sup>nd</sup> Outfit//**

Each Age Group Will Now Come Out In Formal Wear

>>> After All Groups Have Finished Both Outfits, It Will Be Time For The Judges To Tally The Scores.  
You Can Use This Time To Take A Break, Grab A Snack, Or A Treat

**AWARDS//**

Judges Will Come Back And The Awards Ceremony Will Start

All awards will be handed out and then the Director will say closing statements and then pageant will end.



# What To Do Once You Arrive

- Please Check In At The Check-In Table
- When You Check-In You Will Be Given An Envelope With Instructions & Numbers For Your Contestant.
- Please Read Through The Instructions And Place The Contestants Number On Their Outfit. Make Sure It Is On The Front. You Are Given 2 Numbers, One For Each Outfit The Contestant Will Be Wearing On Stage.
- If You Ordered A Program Book When You Signed Up Online, It Will Be In Your Envelope Also.
- After You Check-In, You Can Have Your Contestant's Photo Taken, Go Find Seats In The Theater Or You Can Use The Restrooms To Get Ready.



- The Director Will Announce It's Time For The Pageant To Begin.
  - Director Will Introduce The Judges & Our Photographer
  - Then The Director Will Call The First Group To Begin Lining Up Backstage.
  - When it's Your Contestants Turn To Line Up: Please Enter The Backstage Area From The Right Side Of The Stage.
  - Contestants 0-3 Years Old May Be Accompanied By An Adult On Stage

Note: Our Backstage Assistant Will Help Contestants Line Up. Please Line Up According To Number (e.g. 101, 102, 103...)



# Intermission (Score Tallying)

## Score Tallying


After all the age groups have been onstage, the judges will take approximately 30 – 45 minutes to tally the scores and decide the winners.

## Use This Time To

- Use The Restroom
- Grab Some Candy Or Snacks
- Make New Friends
- Get Some Fresh Air
- Get A Program Book
- Vote For Your Contestant With Our Peoples Choice Award!

## For Sale In The Lobby

- Souvenirs
- Program Books
- Jewelry
- Candy
- Drinks
- Snacks
- Peoples Choice Tickets



You can also use this time to meet new friends!

How it works; scored while on stage. Winners are chosen at the pageant and receive awards at the pageant

# Stage Optionals

## Best Theme Wear

The best outfit during the "Theme Wear" portion of the pageant will win this award.

## Best Dressed

The best outfit during the "Formal Wear" portion of the pageant will win this award.

## Cutest Stage Personality

The contestant, who showcases the "Cutest Personality" on stage, will win this award.

## Best Hair

The contestant with the "Best Hair" styles during both portions of the pageant will win this award.

## Best Smile

The contestant that shows the "Best Smile" on stage will win this award

## Can a contestant win multiple optionals?

Yes, you have a chance to win every optional you enter. No matter how many other optionals you may or may not have won.

## I didn't enter optionals, can I enter them now?

Yes, if you did not enter optionals but would like to add them, please contact Lacy at [beehivebeautiespageants@gmail.com](mailto:beehivebeautiespageants@gmail.com)





# Awards

## Awards

Once It's Time For The Awards To Be Handed Out We Will Call Each GROUP Backstage One At A Time. Starting Youngest To Oldest  
(Please Line Up Backstage In The Same Number Order As Before!)

### In Each Age Group

- We award "Runner Up" awards to Contestants Who Did Not Place in their age group.

We will award one Division Supreme, Division Queen & Division Princess in each age group.

- We Will Also Award Any Optional Winners From That Age Group.  
(For The Contestants Who Entered Optionals When They Signed Up)

- After Receiving Your Awards, Please Pose For A Photo At The End Of The Stage And Then You May Return To Your Seats.

### ***IMPORTANT***

After You Have Received Your Award And Had Your Picture Taken, Please **QUIETLY** Return To Your Seats While The Rest Of The Contestants Are Receiving Their Awards. Please Remember To ***Be Courteous*** To Others And **DO NOT Get Up And Leave.**



We Repeat This Process For All The Groups.  
Then The Pageant Is Almost Finished.



# Grand Supreme

The Grand Supreme Is The Highest Award At Our Preliminary Pageants!  
It Is An Overall Winner!

The Girl With The Highest Overall Score, In Our (0-5 Years Old) And (6-17 Years Old), Will Be Crowned Our “Ultimate Grand Supreme”.

**Don't Worry** We Will Still Award All Our Standard Winners  
(eg: Supreme, Queen Or Princess, etc.)

## *HOW ARE THE GRAND SUPREMES CHOSEN?*

The contestants with the HIGHEST OVERALL scores (0-5 & 6-17 Years) are the Grand Supreme winners.





# Photographer • Optionals

## Photographer:

We Try To Have A Professional Photographer At Each Pageant To Take Photos Of The Contestants On Stage And Also On A Professional Set. If You Choose To Purchase The Photos From Her, She will be able to take your order and let you know all the details for your pageant photos. Please allow 2-4 weeks for your pageant photos to be finished.



## Photo Optionals:

If You Signed Up For Photo Optionals When You Registered For The Pageant You Are Eligible To Win A Optional. You Must Submit Your Photos By The Deadline To Be Eligible To Win.

Cover Model • Centerfold • Most Photogenic • Best Theme Photo • Prettiest Eyes • Cutest Smile

## Stage Optionals:

If You Signed Up For Stage Optionals When You Registered For The Pageant You Are Eligible To Win A Optional Trophy. If You Did Not Sign Up For A Stage Optional, You Are Not Eligible To Win A Stage Optional.

Best Hair • Best Themed Wear • Best Dressed • Cutest Personality • Best Smile

# The People's Choice



HERE's How It Works...

On The Day Of The Pageant, There Will Be A Ballot Box, It'll Say "Peoples Choice" All You Have To Do Is Buy Your Voting Tickets Or "Votes", Write Your Contestants Number On The Back And At The End Of The Pageant,

The Contestant With The Most Votes...WINS!

**Win This Big Trophy!!  
Tell Your Friends And Family To Vote For  
Your Contestant!**



Tickets Will Be For Sale At The Check In Table For Our Peoples Choice Award

**Tickets Are Only \$1**

You are Welcome to collect votes from your family & friends before the pageant, just print out this page, let them know you want to be the Peoples Choice winner!!



A Beautiful Trophy Goes To  
The Peoples Choice Winner!


# Rules

Please Take A Moment To Read Over Our Rules!

## RULES

### Makeup, Face, Etc.

- No Makeup Is Allowed.
- No Body, Hair Or Face Glitter
- No Spray Tan
- No Fake Hair Or Hair Pieces
- No Fake Teeth Or Eyelashes
- No Fake Nails or White Tips



Remember: Our Pageant Is  
All Natural Which MEANS  
NO MAKE UP WHAT SO EVER

### Outfits

- Keep Outfits Age Appropriate And Modest
- Keep Dresses & Skirts Knee Length For Ages 6-17 Years Old
- No Midriffs Showing

### Props

- No Bubbles Allowed
- No Liquids Allowed
- No Confetti

## SPORTSMANSHIP

Remember be a good sport show good sportsmanship at the pageant whether you place or not. Remember: it's not about 1<sup>st</sup> or 2<sup>nd</sup>...it's about showing up. Be happy for others, kindness is A great virtue.



# Cancellations

## No Show & Cancellation Policy

### **Cancellation** (7-10 days before the pageant)

If you have to cancel and will not be able to attend the event, we can transfer your fees towards another pageant.

There is a Transfer Fee of \$20 that applies to all cancellations and transfers. This covers all the trophies, papers, pageant materials, tiaras and etc, that were already purchased for the event you can no longer attend. This fee is non-negotiable.

### **Cancellation** (days or hours before the pageant)

If you need to cancel due to sickness or a family emergency and there is only a couple days until the pageant, we can assist you but there is a Transfer Fee of \$40 that applies to all last minute cancellations and transfers. This covers all the trophies, papers, pageant materials, tiaras and etc, that were already purchased for the event you can no longer attend. This fee is non-negotiable.



Important:

The safety of our contestants is our highest priority!

We want you to be safe and stay healthy!

Weber State University is requiring all visitors to wear a mask while on their property.

Please remember to socially distance while at our event.

Please wear your mask until it is time for you to come on stage. You can remove the mask before walking out and then please replace it when you are backstage again.

Thank you for helping us so we can continue to host pageants!



If you or your contestant have a fever, cough, or have been ill in the 14 days prior to the pageant please stay home. Please encourage all family & friends to stay home if they have any symptoms of Covid-19

# Photos

## Important:

You MUST Get Your Photo Taken. After All The Effort You Put Into Your Pageant Preparation And Work, Lets Make Sure It's Captured Forever With A Timeless Photo.

## On Stage Photos:

Runner Up Winners: After Receiving Your Awards Please Walk To The Right Side Of The Stage To Get Your Photo Taken.

If You Win Supreme, Queen Or Princess: Please Stay On Stage So We May Get A Group Photo Of All The Contestants Together.

## Off Stage Photos:

Make SURE You Get A Photo Of You And Your **Awesome Awards**. You Need Photos To Remember These Great Memories!

## Tag Us On Facebook

We Love To See All The Photos You Took At The Pageant

## Taking Photos With Your Camera During The Pageant

Feel Free To Take Pictures With Your Own Camera, But You MUST Remain Seated And Do Not Get In The Way Of The Pageant Photographer.





# Terms Of Service

By Signing Up For Any Beehive Beauties Event I Agree To The Following:

1. I Will Keep All Information From And About Beehive Beauties And Their Pageants And Events Strictly Confidential And Will Not Use Any Knowledge That I Have Gained To Start A Similar Venture Or For Any Other Purpose, Without Direct Written Permission From Beehive Beauties. 2. I/Or Anyone With Me (i.e. Contestant, Friend) May Be Photographed And/Or Video Recorded At The Pageant And That Beehive Beauties Has Any And All Rights To Use Those Images On Their Website [www.Beehivebeauties.Com](http://www.Beehivebeauties.Com) And Any Future Related Websites And Any Future Promotional Purposes. 3. I Agree To Be Sent Periodic Emails From Beehive Beauties, With Information Of Upcoming Events And Products, To The Email Address I Provided. (As A Courtesy, You Can Remove Yourself From Our Email List With 1 Click.) 4. I Also Agree To Hold Harmless The Directors, Staff, Volunteers, Vendors & Location From Liabilities Due To Accidents, Theft, Injury Or Death While Participating In Or Traveling To Or From The Event. 5. I Agree To And Understand That No Refunds Will Be Given, That If I Am Unable To Participate, I May Be Given Future Event Credit. (This Is Solely Up To Beehive Beauties Discretion ) 6. I Agree To And Understand That Beehive Beauties Reserves The Right To Combine Age Groups At Any Time. 7. I Agree To And Understand That All Judge Decisions Are Final. 8. I Agree To And Understand These Terms Are Subject To Change Without Warning.



Everything Contained In This Booklet, Is The Complete And Sole Creation And Property Of BeehiveBeauties©2022. It May Not Be Copied Or Reproduced, Borrowed From, Etc. For Any Reason Whatsoever.